
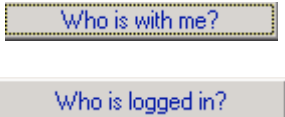


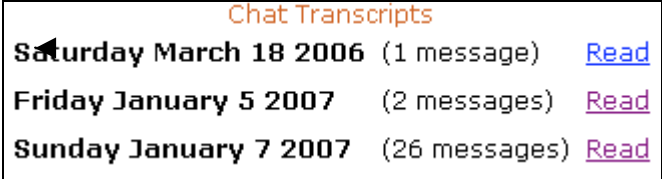


Navigation Tips for Chat Module

Action Buttons/Links	Description of Use
	<p>When you click “Enter Chat” the system will open in a different browser window. To communicate in Chat with colleagues in your MVC class, you must be in Chat at the same time.</p>
	<p>At the bottom of the browser window you will see several different buttons. The “Who is with me?” and “Who is logged in?” buttons will let you know whether or not the students with whom you wish to communicate are ready to do likewise.</p>
	<p>Type your message in the “Message” box and send it by pressing the “Enter” key on your keyboard.</p>
	<p>When you are finished communicating, click the “Logoff” button.</p>
	<p>A transcript of your discussion is saved to the system. All are expected to be accountable for what they post as they maintain the integrity of the School of Human Services at Springfield College.</p>